

Product datasheet



Spark Flux Pylon

Areas of application

- Signage and illuminated advertising
- Back-lighting of double side light box, best for 120mm to 300mm depth (5inch to 12inch)

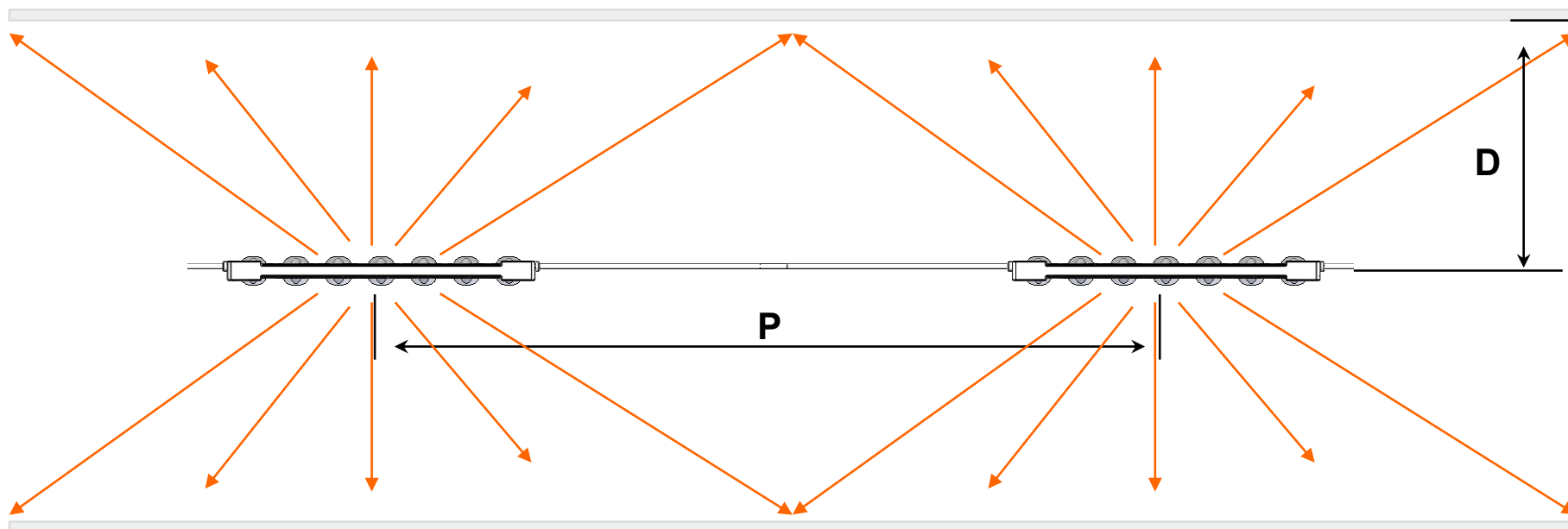
Product benefits

- High efficiency – 155 lm/W
- Uniform and efficient illumination at high module pitches thanks to big beam angle design – 170°
- Long lifetime (powered by Soul Semiconductor LED) - 7 years warranty
- Easy installation

Product features

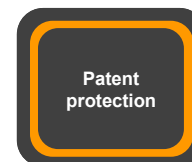
- 24VDC
- 930 lm/module
- 155 lm/W
- Beam angle 170°
- CE marked and UL listed



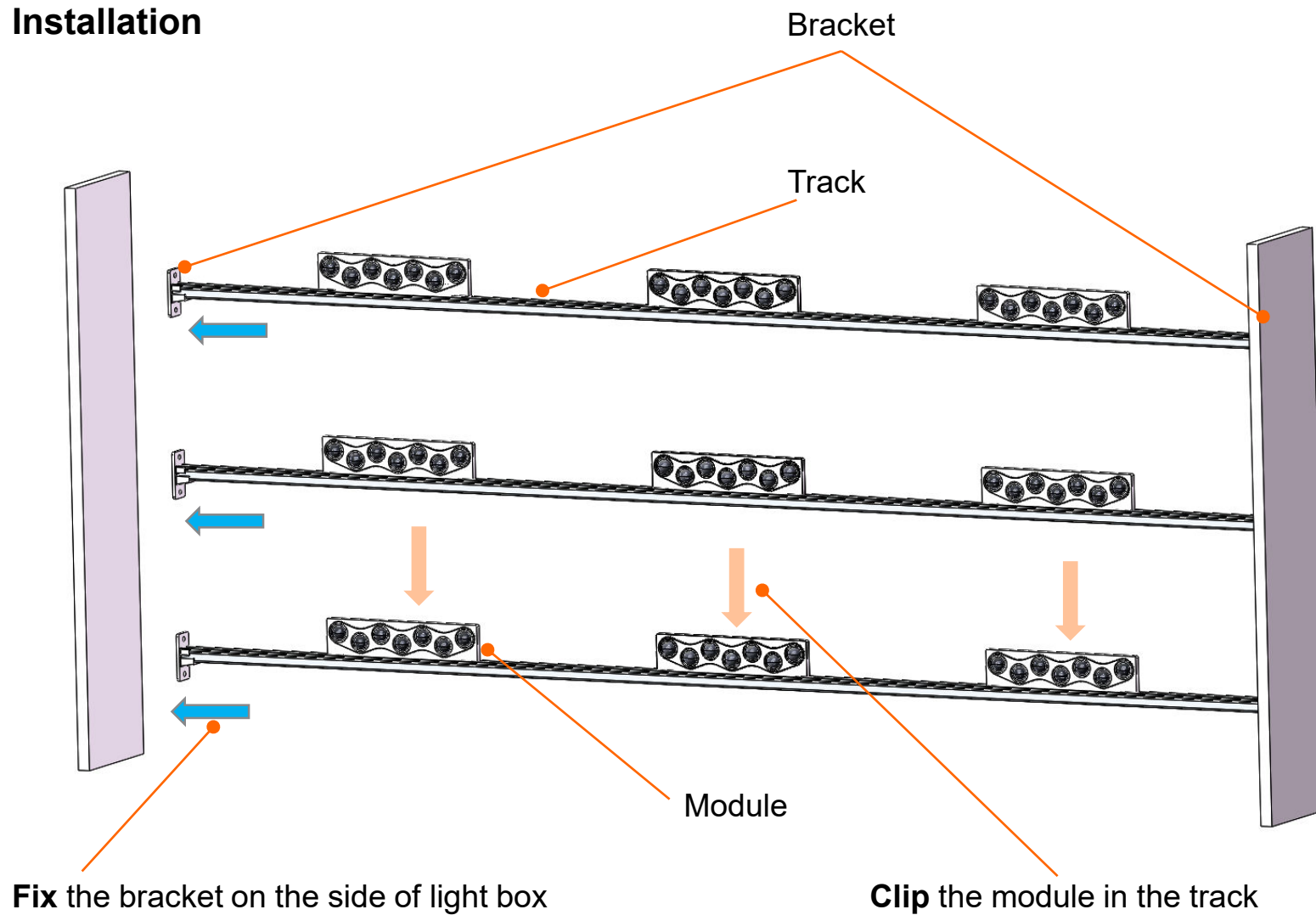


- ***P:D = 2.8:1***
- ***155 lm/W***

Bigger light spot can achieve better uniformity or less module quantity.



Installation



Electrical data

Product Description	Typical Voltage	Energy Consumption (W/module)	Energy Consumption (W/chain)	Energy Consumption (W/ft.)	Power Supper Loading		Additional Information (modules/chain)
M32460700-EP	24VDC	6	20	4.6	20modules/120 W	26.2 ft./120W	20

Photometrical data

Product Description	Light color (designation)	Color (CCT, wavelength)	Color Rendering Index	Typical Brightness (lumen/module)	Typical Brightness (lumen/chain)	Typical Brightness (lumen/ft.)
M32460700-EP	White	7000K	Ra > 80	930	18600	709

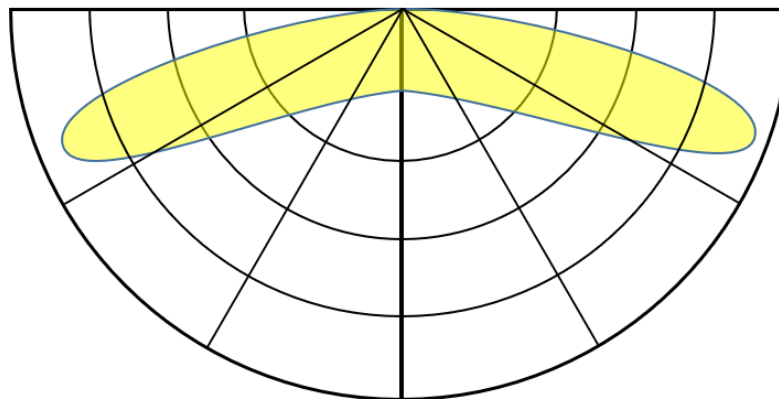
Environmental and Application Conditions

Operating Environment (t_a)	-25°C to +55°C
Storage Temperature Range (t_s)	-40°C to +85°C
Max. operating (case) temperature (t_c)	75°C
IP Rating	IP67
Lifetime (L70B50)	70,000 hours
Dimming mode	Dimmable
Cutting Resolution	Cut on wire between every module

Maximum Supply Wire Limits

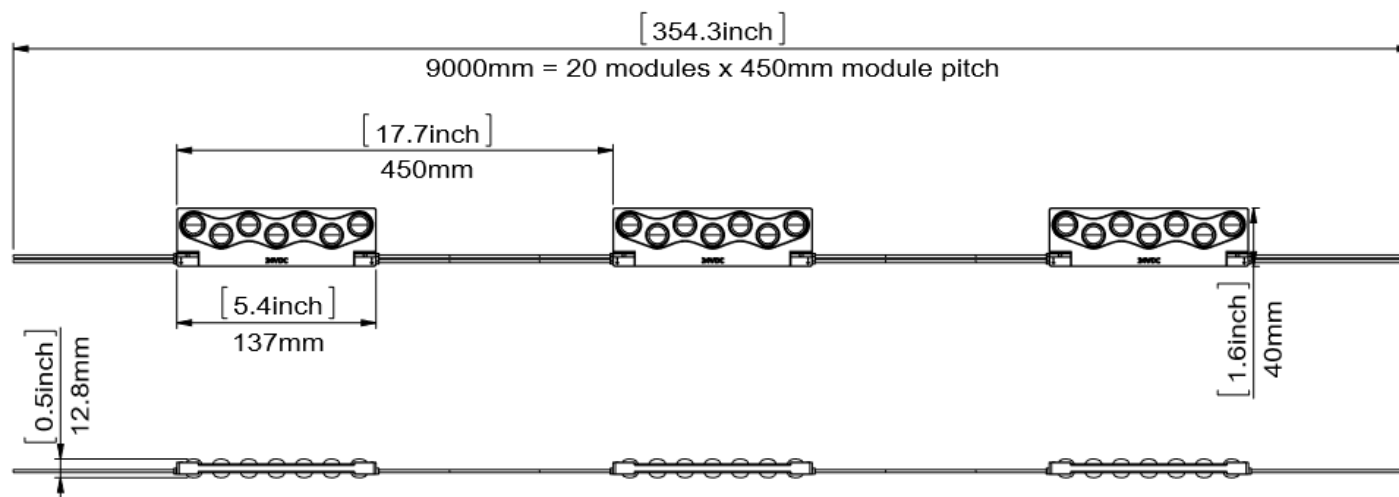
60W	10 modules	4 m (13.1 ft.)
80W	13 modules	5.3 m (17.5 ft.)
100W	16 modules	6.7 m (21.9 ft.)
120W	20 modules	8 m (26.2 ft.)
180W	30 modules	12 m (39.4 ft.)

Light distribution

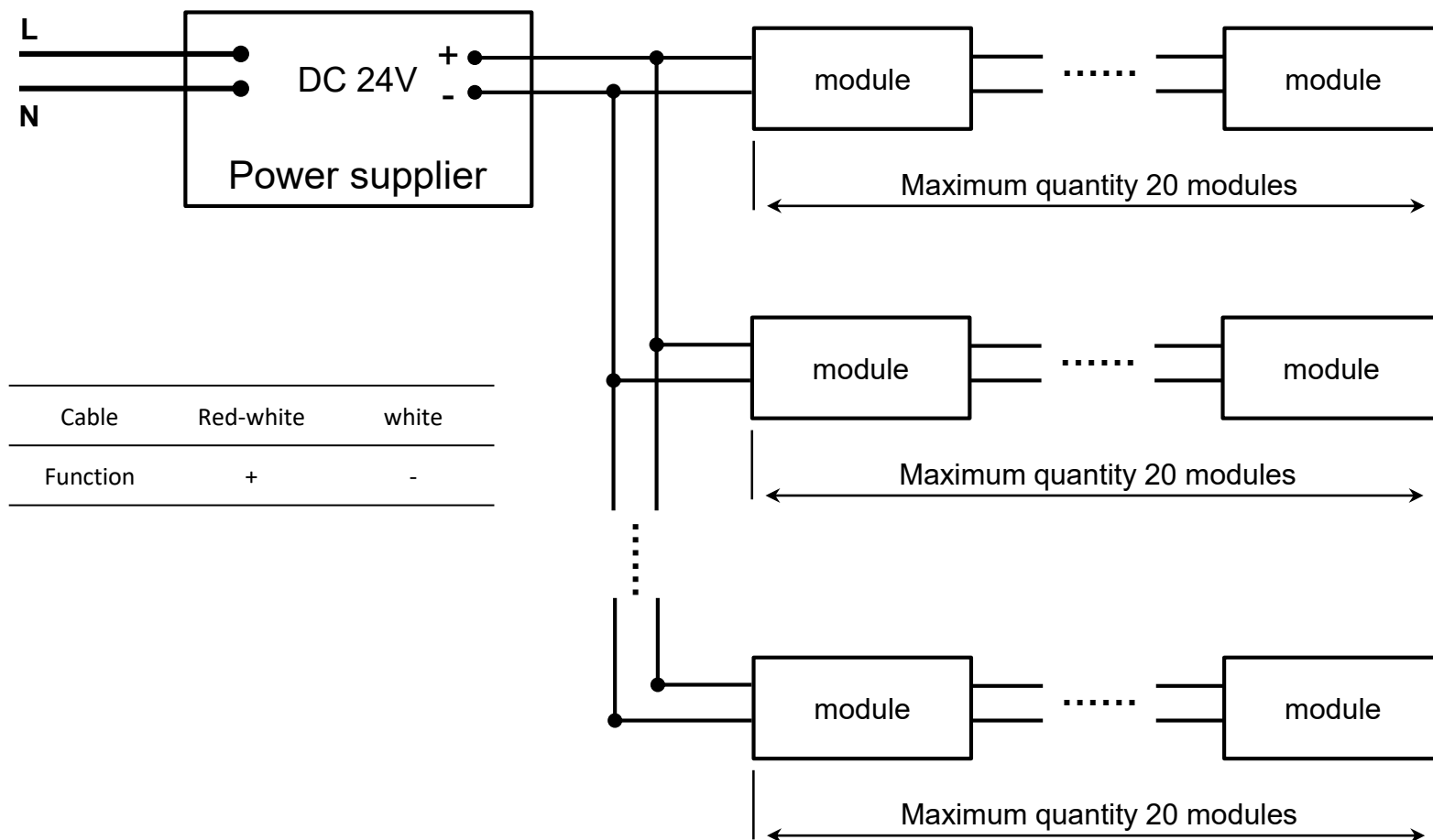


170°

Product line drawing



Wiring method



* The secondary cable recommend AGW18, < 5 meter (16.4 ft.)

Package

Product description	Package unit (modules/carton box)	Package unit (chains/carton box)	Carton box Dimensions (length x width x height)	Volume	Gross weight
M32460700-EP					

Additional product information

- Installation of LED modules (with power supplies) needs to be made under consideration of all valid regulations and norms.
- Installation by qualified electrician only.
- Parallel connection is mandatory for safe electrical operation. Serial connection of LED modules is discouraged. Unbalanced voltage drop in serial connection can cause hazardous overload
- Electrical contact is achieved with the contact cables or the terminals of the module. Please refer to the technical data for maximum number of LED modules that can be operated on one control gear.
- To avoid mechanical damage, the LED modules have to be attached securely to the intended mounting surface. It is recommended to avoid heavy vibration.
- LED modules are dimmable by means of PWM (pulse width modulation).