


Product datasheet



Spark Bladepro

P/N: M32424700-EL

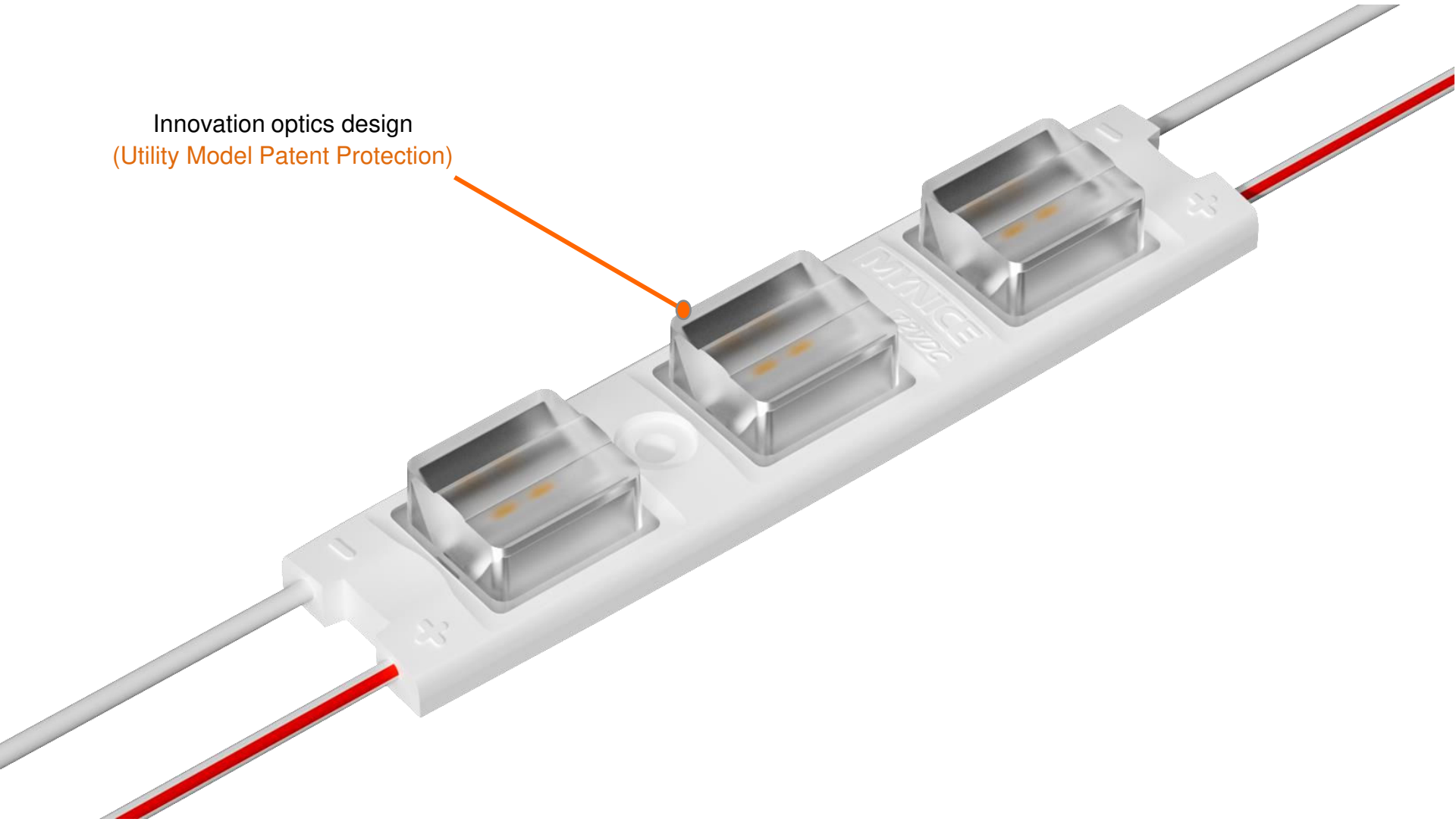
Areas of application

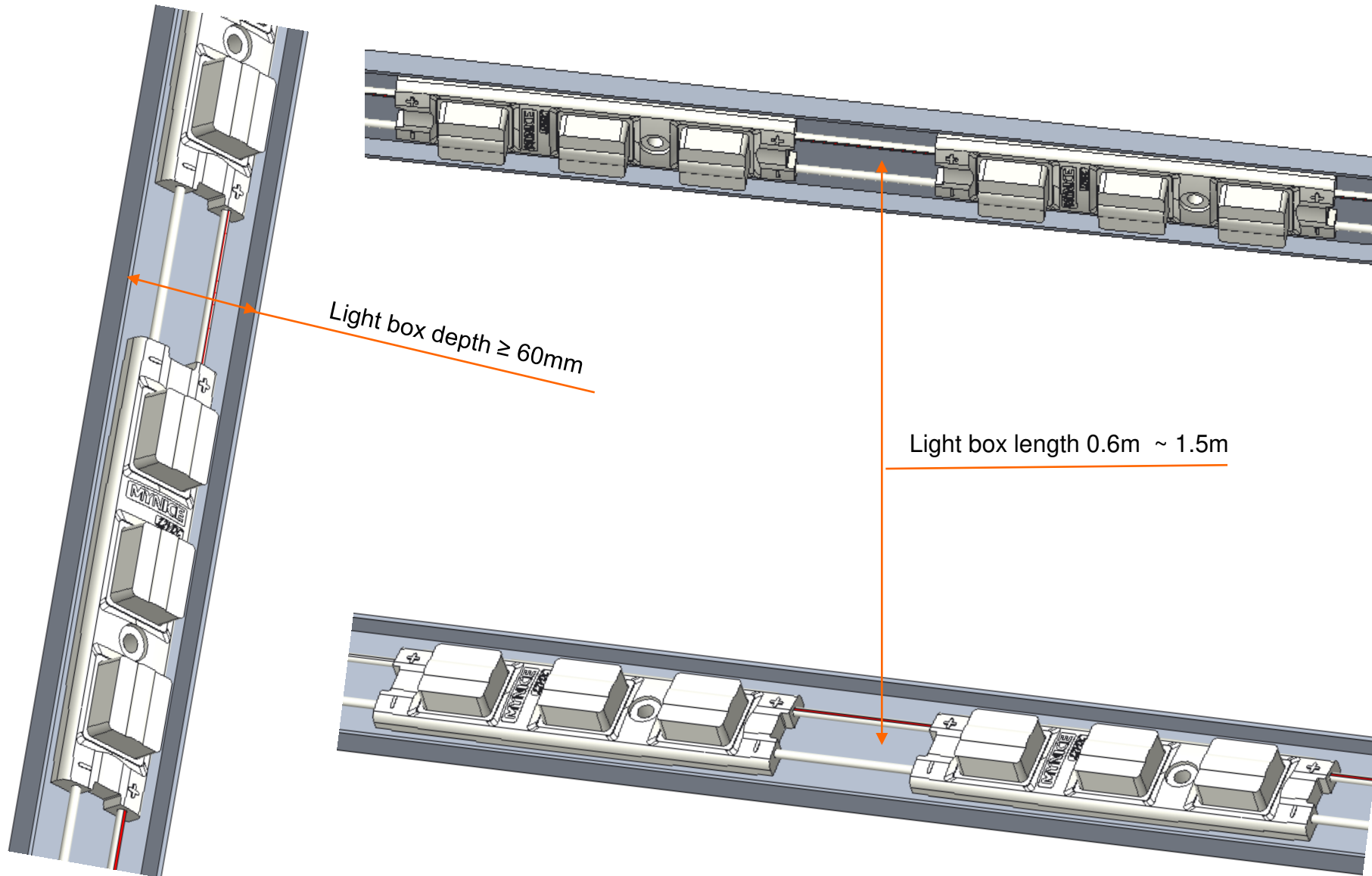
- Signage and illuminated advertising.
- Edge-lighting for Small light box and large light box.
- Best for 60mm ~ 150mm depth.

Product main benefits

- New innovation optics lens design can get excellent homogeneous requirement (mynice Invention patent).
- 5 years warranty.
- 24VDC:130 lm/W
- 2.4 W/module.

Innovation optics design
(Utility Model Patent Protection)





Electrical data	PART NUMBERS	Typical Voltage	Energy Consumption (W/module)	Energy Consumption (W/chain)	Energy Consumption (W/ft.)	Additional Information (modules/chain)
-----------------	--------------	-----------------	-------------------------------	------------------------------	----------------------------	--

Spark Bladepro	M32424700-EL	24VDC	2.4	72	3.9	30
----------------	--------------	-------	-----	----	-----	----

Photometrical data	PART NUMBERS	Light color (designation)	Color (CCT, wavelength)	Typical Brightness (lumen/module)	Typical Brightness (lumen/chain)	Typical Brightness (lumen/ft.)
--------------------	--------------	---------------------------	-------------------------	-----------------------------------	----------------------------------	--------------------------------

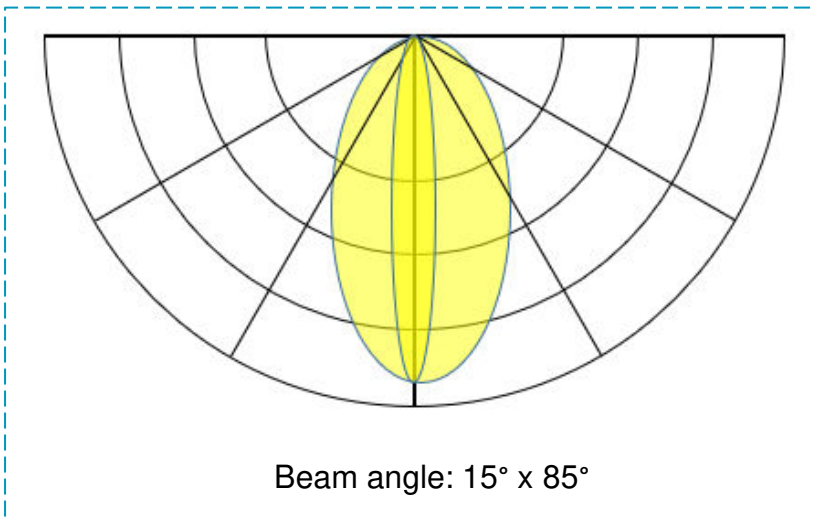
Spark Bladepro	M32424700-EL	Day White	5000K, 6500K	312	9360	512
----------------	--------------	-----------	--------------	-----	------	-----

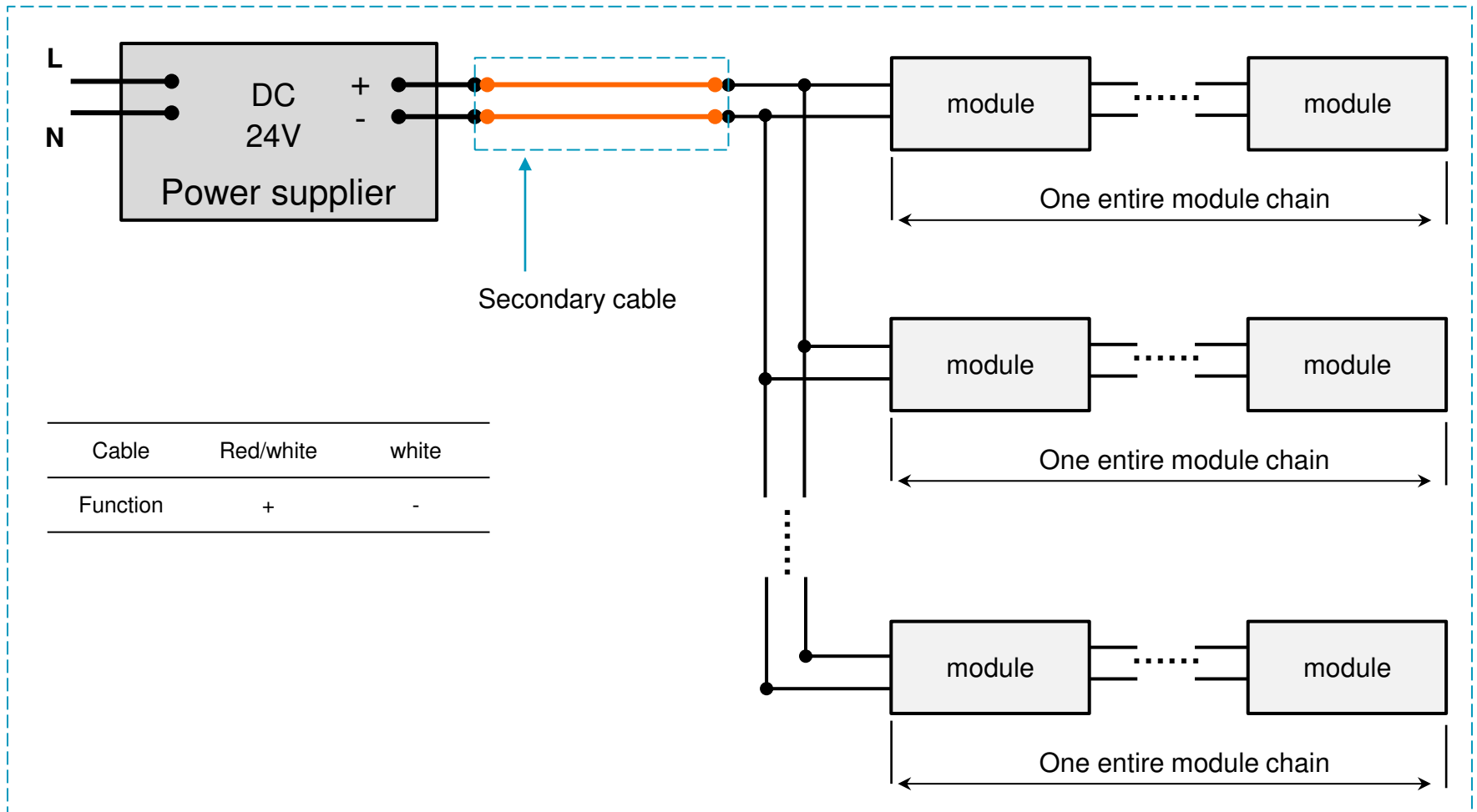
Remark:

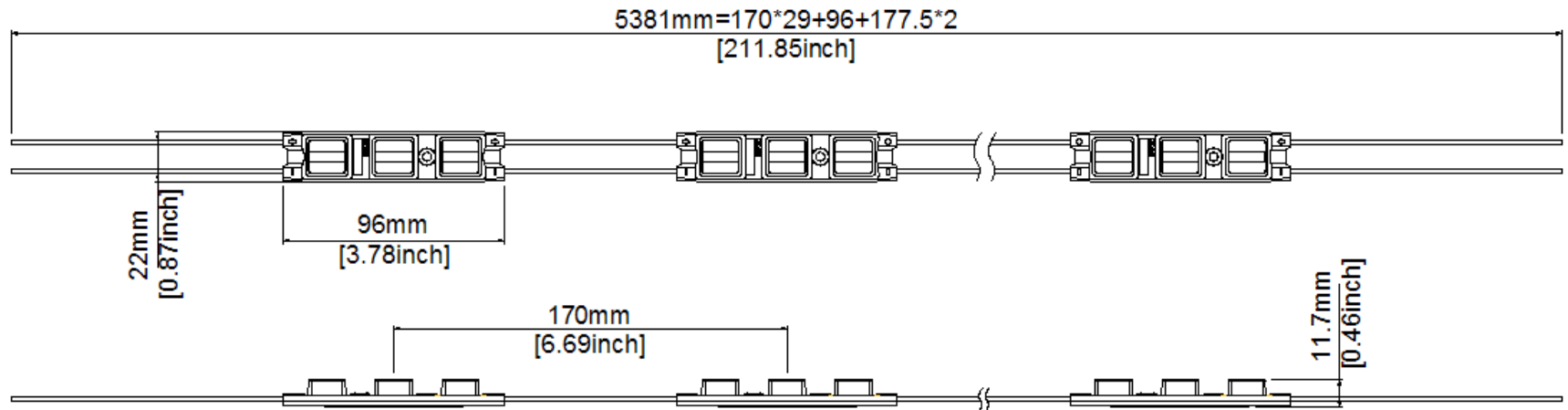
1. Ranking at $t_a = 25^\circ\text{C}$.
2. Constant current design.
3. Tolerance of measurements for power/lumen are $\pm 10\%$.

Application Conditions and light distribution

Operating Environment (t_a)	-25°C to +55°C
Storage Temperature Range (t_s)	-40°C to +85°C
IP Rating	IP66
Lifetime (L70B50)	5 years
tc temperature	80°C
Dimming mode	Dimmable
Cutting Resolution	Cut on wire between every module







M27EW(N)09E

PRODUCTS	PART NUMBERS	Package unit (modules/carton box)	Carton box Dimensions (length x width x height)
Spark Bladepro	M32424700-EL		

Additional information:

- Installation of LED modules (with power supplies) needs to be made under consideration of all valid regulations and norms.
- Installation by qualified electrician only.
- Parallel connection is mandatory for safe electrical operation. Serial connection of LED modules is discouraged. Unbalanced voltage drop in serial connection can cause hazardous overload
- Electrical contact is achieved with the contact cables or the terminals of the module. Please refer to the technical data for maximum number of LED modules that can be operated on one control gear.
- To avoid mechanical damage, the LED modules have to be attached securely to the intended mounting surface. It is recommended to avoid heavy vibration.
- LED modules are dimmable by means of PWM (pulse width modulation).